

# Getting Started on Windows and Mac

## Overview

iBoomerang uses the latest online web conferencing, simple online meetings either through a native application on your desktop or a Browser on-line easy-to-use platform. Our solution offers the best screen sharing capabilities, audio, and wireless screen-sharing experience across multiple platforms. Follow this article to learn about the basic features of the iBoomerang client on Windows and Mac.

## Browser Application

- [Sign in and Join](#)
- [Home](#)
- [Video](#)
- [Whiteboard](#)
- [Meeting Controls](#)
- [Settings](#)
- [Help](#)



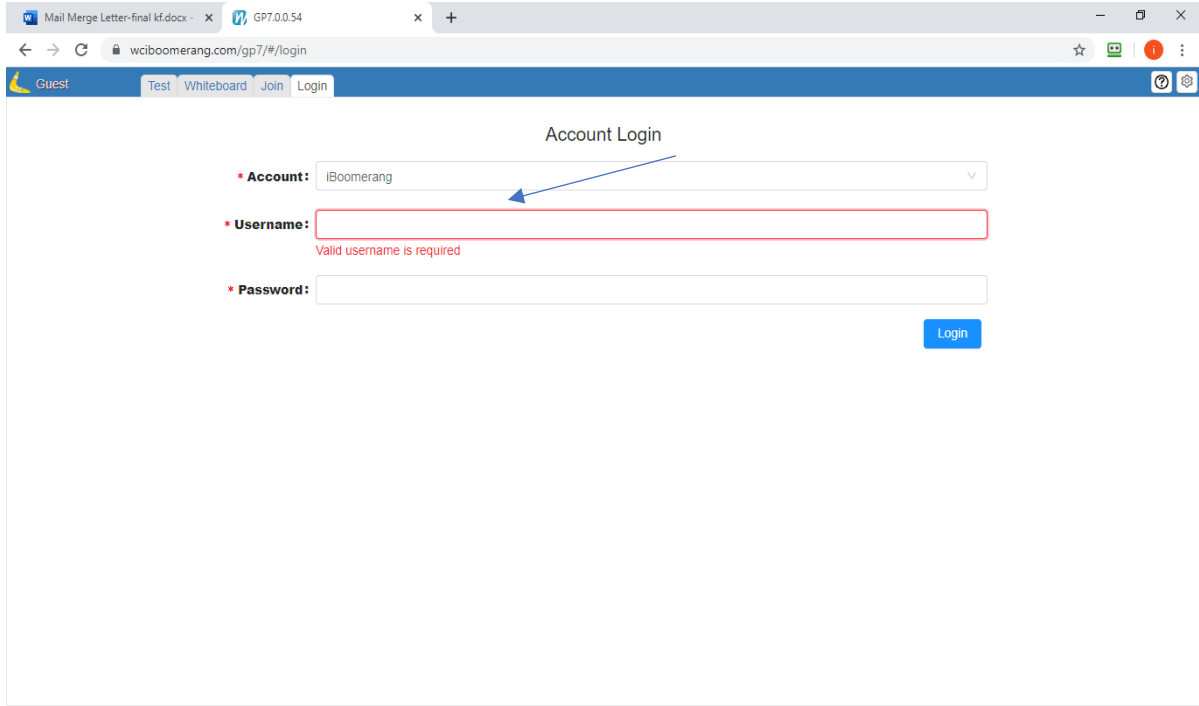
## Sign in and Join

In your Google Chrome browser enter <https://www.wciboomerang.com/gp7/#/login>

To sign in, enter all. Account: iBoomerang

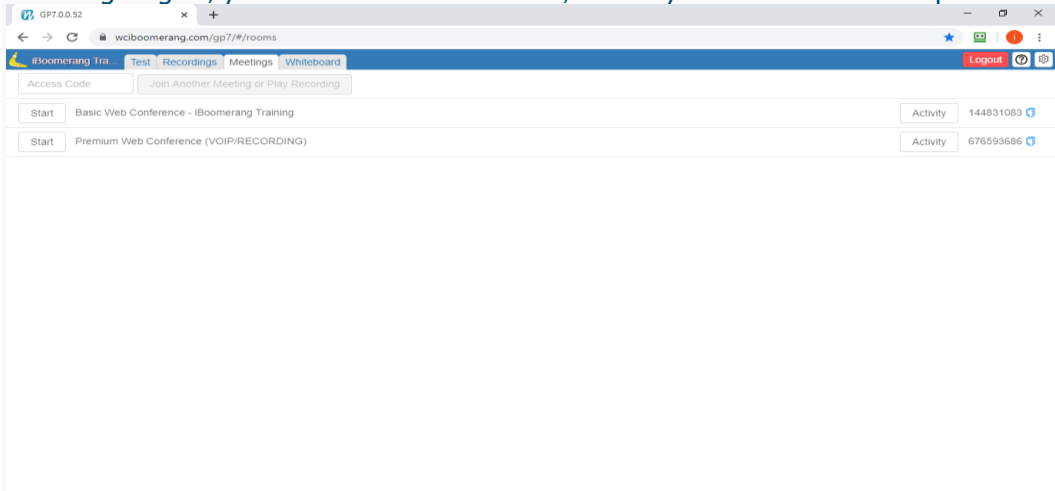
Username:\_\_\_\_\_

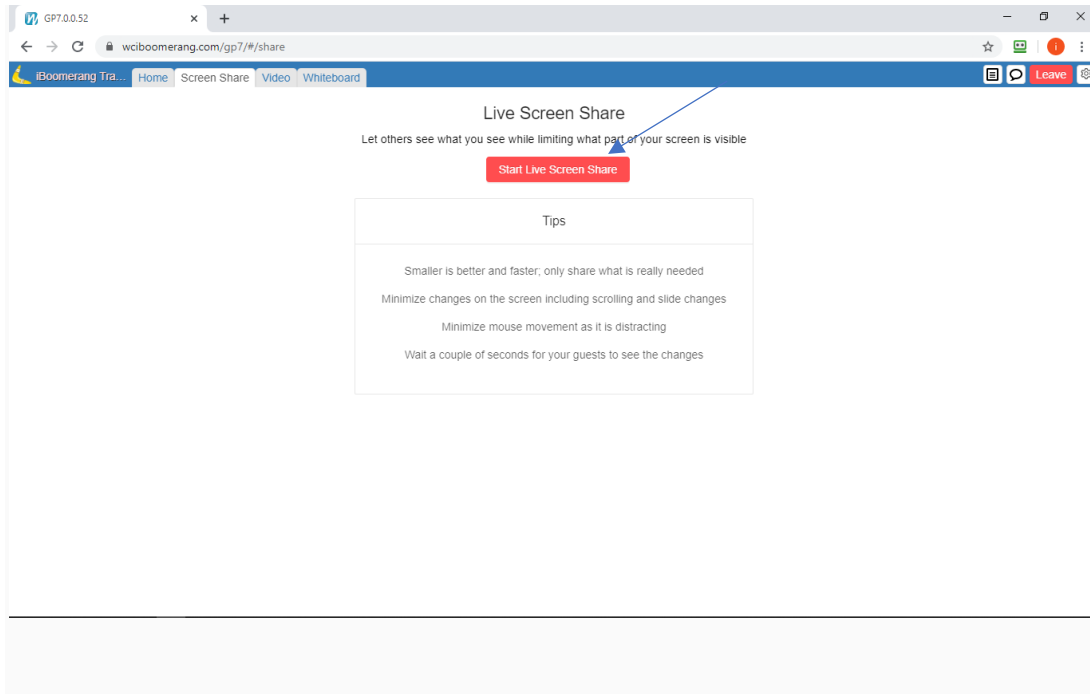
Password:\_\_\_\_\_



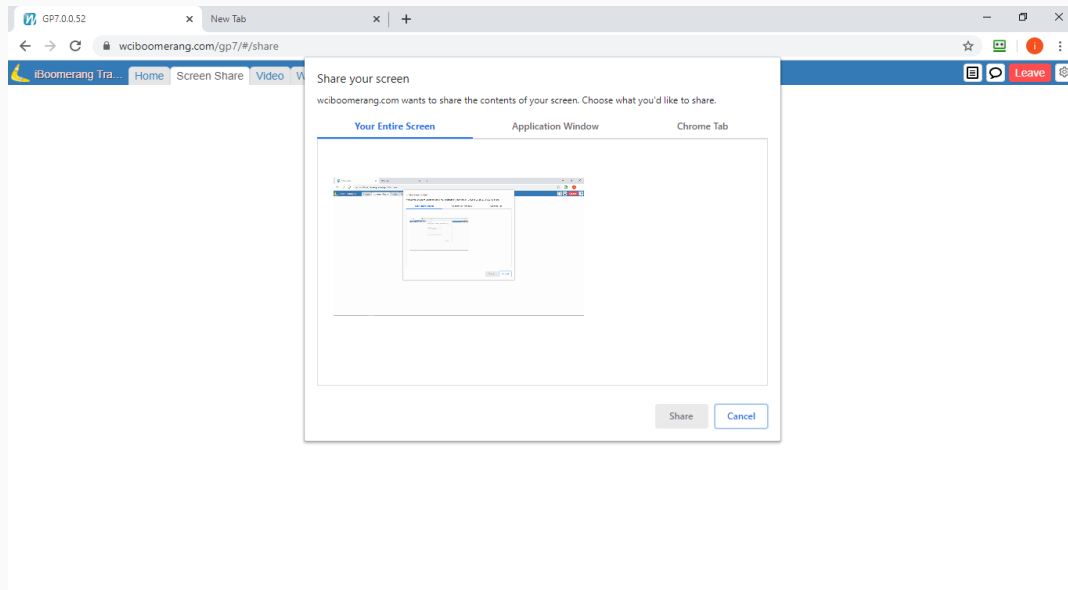
# Home

After signing in, you will see the **Home** tab, where you can click these options: **Basic /Premium**

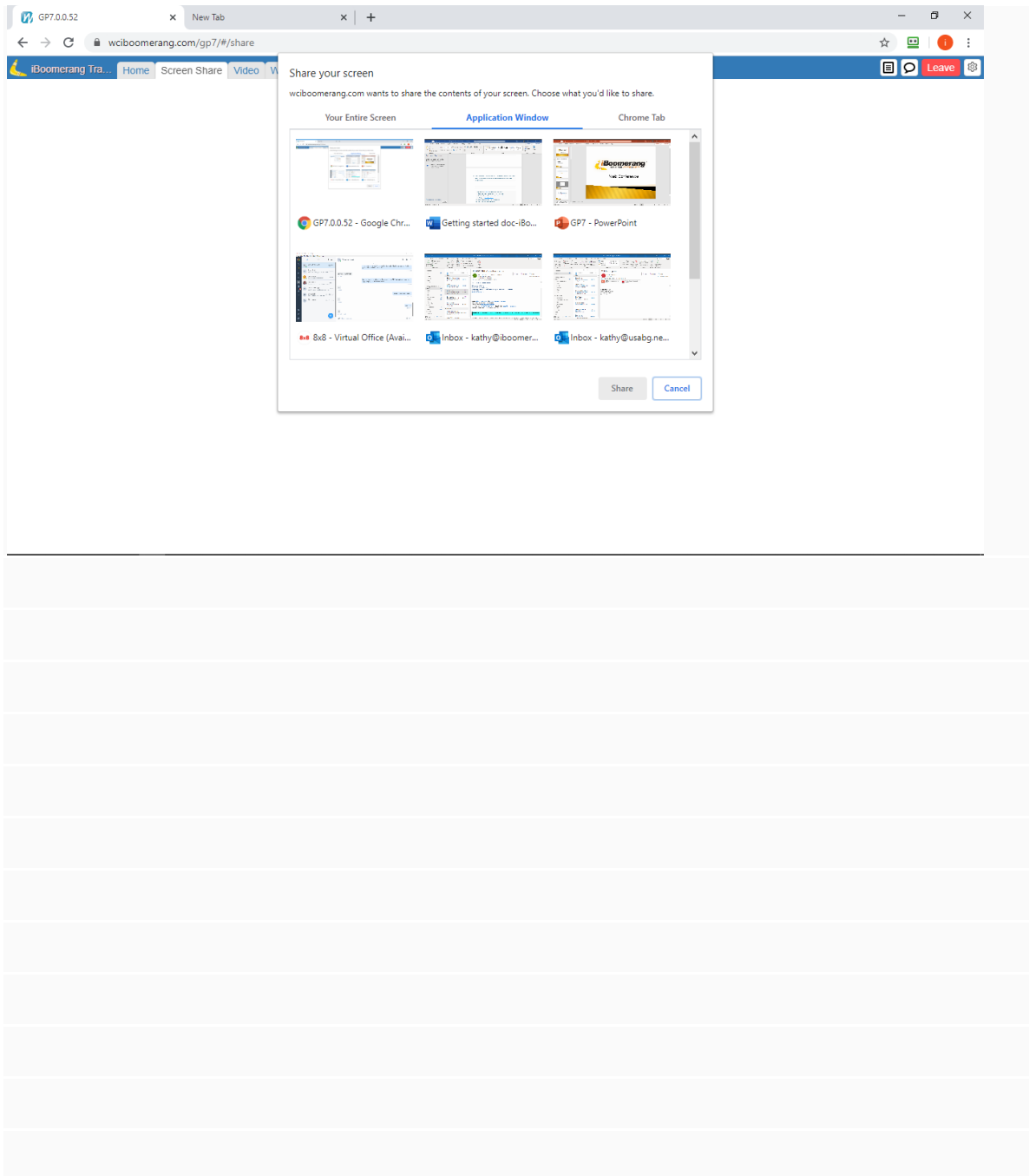




- **New Meeting:** Click Share Screen tab
- **Click Start Share Screen**
- **Share Screen:** Share Entire Screen Tab



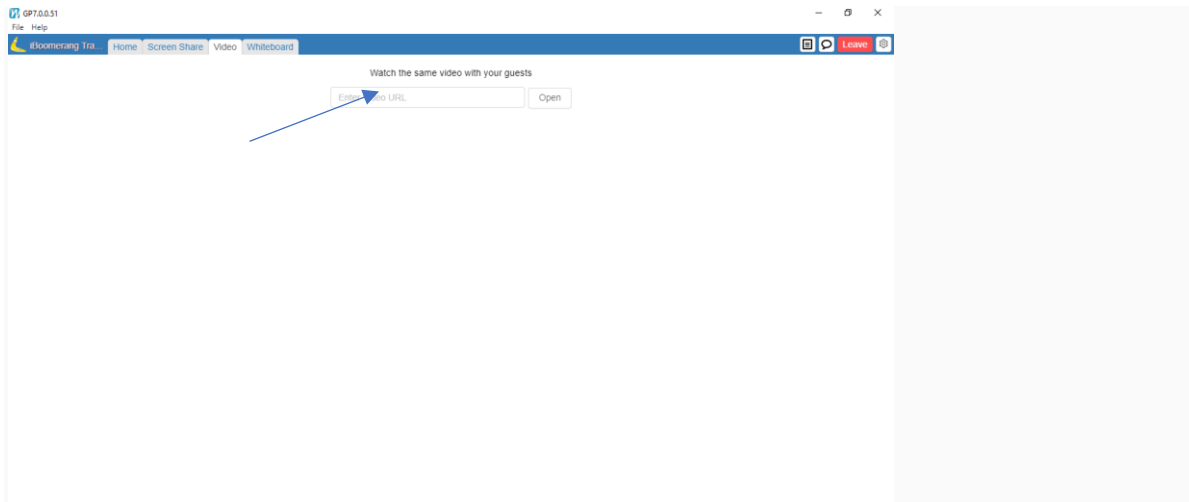
- Click your Application Tab, this tab will allow you to select the window you would like to share. This is a nice feature if presenting several forms or brochures to easily click between windows you want to share.



# Video

Watch the same video as your guests

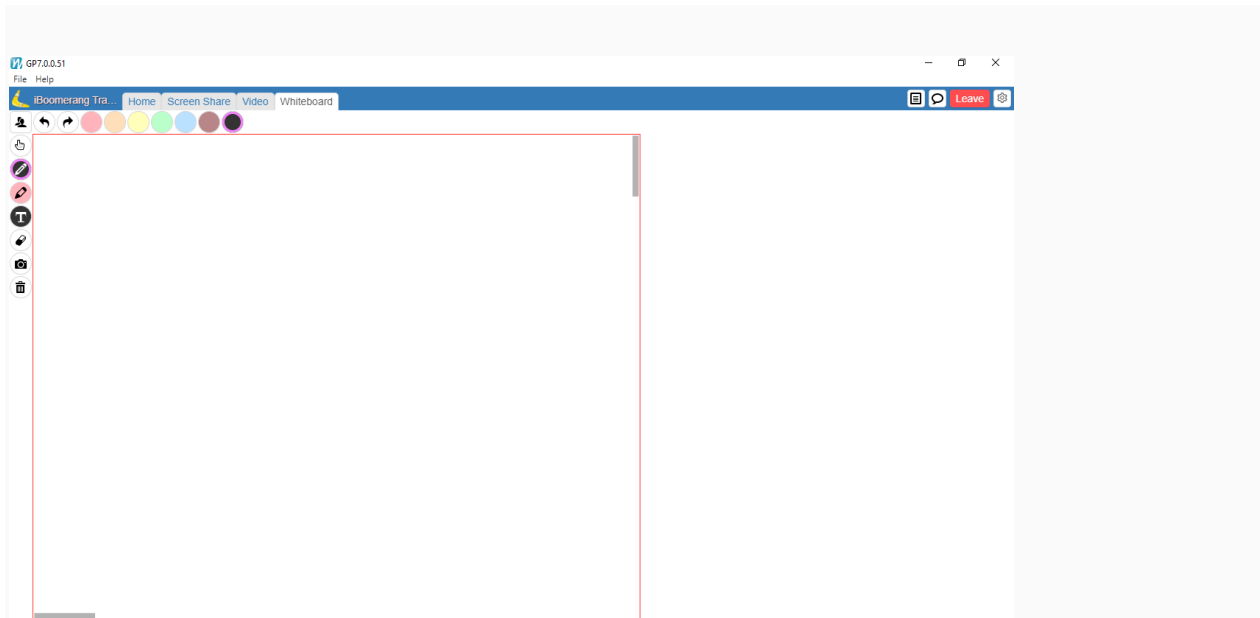
- Copy url of the video you would like to share
- Best viewed if start video for 3-4 seconds> stop video> then restart video. This allows synchronization of the video.
- Once video is finished > click share screen



# Whiteboard

You can access this feature from the tabs located at the top of your screen.

- Used for free style writing or drawing



## In Meeting Control while in Browser Setting

At the bottom of the page you can stop sharing while screen sharing if you need to change screens



# Settings

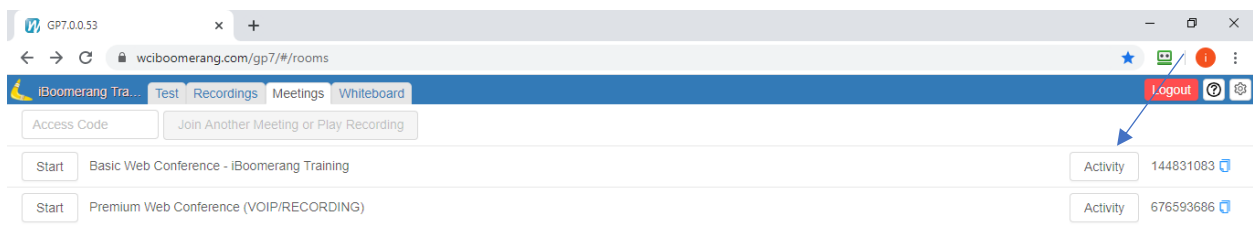
The screenshot shows a web browser window with the URL `wciboomerang.com/gp7/#/rooms`. The page title is "iBoomerang Tra...". The browser's address bar shows the URL. The page content includes a navigation bar with "Test", "Recordings", "Meetings", and "Whiteboard" tabs, and a "Logout" button. Below the navigation bar, there are two "Start" buttons for "Basic Web Conference - iBoomerang Training" and "Premium Web Conference (VOIP/RECORDING)". On the right side, there are two "Activity" buttons with IDs "144631063" and "676593686". A "My Preferences" dialog box is open in the center, containing three checked options: "Use sounds when participants join and leave", "Play sound when receiving new text chat", and "Public Chat Area Includes Private Chat". At the bottom of the dialog, there are four buttons: "Support", "Upload Logs", "Cancel", and "Update".



## ACTIVITY

- Click the Activity button and this will bring up your meetings with guests who attended.
- Enter the + (expand) option to see details of their name, time entered, duration in meeting, and IP address.

P



The screenshot shows a web browser window with the URL `wciboomerang.com/gp7/#/rooms`. The page has a blue header with navigation tabs: "iBoomerang Tra...", "Test", "Recordings", "Meetings", and "Whiteboard". A "Logout" button is visible in the top right corner. Below the header, there are two input fields: "Access Code" and "Join Another Meeting or Play Recording". The main content area displays a list of meetings:

Start	Basic Web Conference - iBoomerang Training	Activity	144831083
Start	Premium Web Conference (VOIP/RECORDING)	Activity	676593686

A blue arrow points to the "Activity" button in the first row of the table.

# Premium Conferencing

- Utilizes HD premium sound
- VoIP and Recording features
- Playback technology- a simple copy and paste ?

Conference ID	Conference Name	Duration	Time	Status	Action
3	Premium Web Conference (VOIP/RECORDING)	00:30:54	20-03-25 1:06pm		Edit
2	Premium Web Conference (VOIP/RECORDING)	00:23:09	20-03-25 12:17pm		Edit
2	Premium Web Conference (VOIP/RECORDING)	00:06:20	20-03-24 2:58pm		Edit
1	Premium Web Conference (VOIP/RECORDING)	00:02:40	20-03-21 4:10pm		Edit
1	Premium Web Conference (VOIP/RECORDING)	00:01:06	20-03-20 8:29am		Edit
3	Premium Web Conference (VOIP/RECORDING)	00:09:03	20-03-19 12:54pm		Edit
Play	Premium Web Conference (VOIP/RECORDING)	00:03:15	20-03-19 12:59pm	835266723593 ✓	Edit
Play	Premium Web Conference (VOIP/RECORDING)	00:00:12	20-03-19 12:56pm	875516505574	Edit
Play	Premium Web Conference (VOIP/RECORDING)	In Progress	20-03-19 12:59pm	914081669709	Edit
1:	<b>iBoomerang Training</b>	00:07:46	12:54pm	GP7.0.0.44	71.64.159.37
2:	Debbie Ashworth	00:07:36	12:54pm	GP7.0.0.44	73.156.38.253
3:	John Doe	00:00:46	12:58pm	GP7.0.0.44	71.64.159.37
2	Premium Web Conference (VOIP/RECORDING)	00:06:40	20-03-19 10:57am		Edit
2	Premium Web Conference (VOIP/RECORDING)	00:23:38	20-03-17 10:54am		Edit
2	Premium Web Conference (VOIP/RECORDING)	00:23:32	20-03-17 9:53am		Edit

## Help:

- [iBoomerang GP-7 Web Conference Tool Training Videos](#)
- [Submit a Support Ticket to iBoomerang](#)